

# Instructions for Zoom set up (computer version)



**Step 1. Click the link on the invite email.**

Join Zoom Meeting  
<https://us04web.zoom.us/j/349616235?pwd=dWdqZUZRT05tWUhhUU2tsUDF1MTdYZz09>

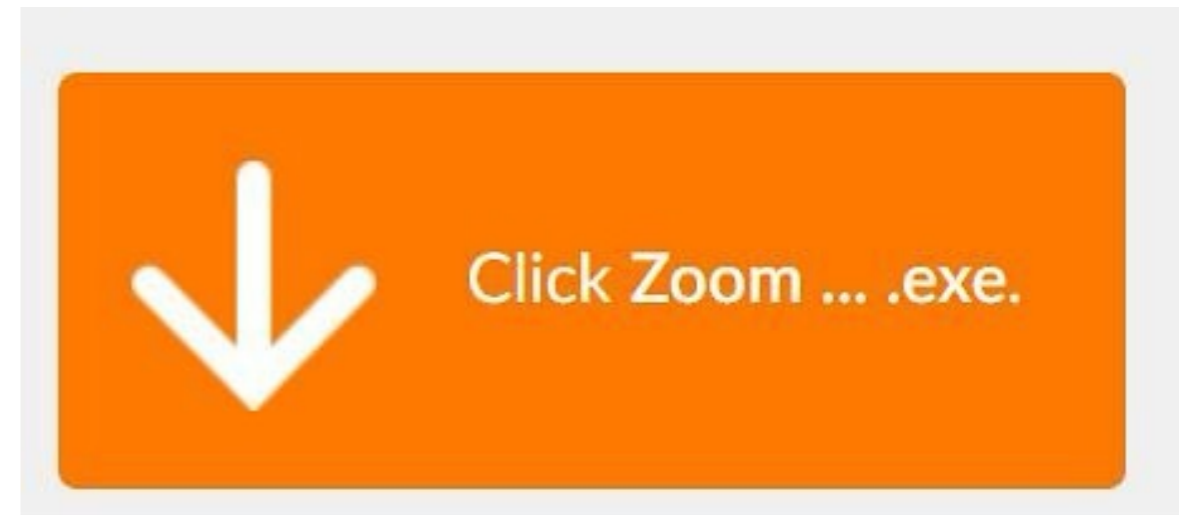
Meeting ID: 349 616 235  
Password: 330912

One tap mobile  
+441314601196,,349616235# United Kingdom  
+442030512874,,349616235# United Kingdom

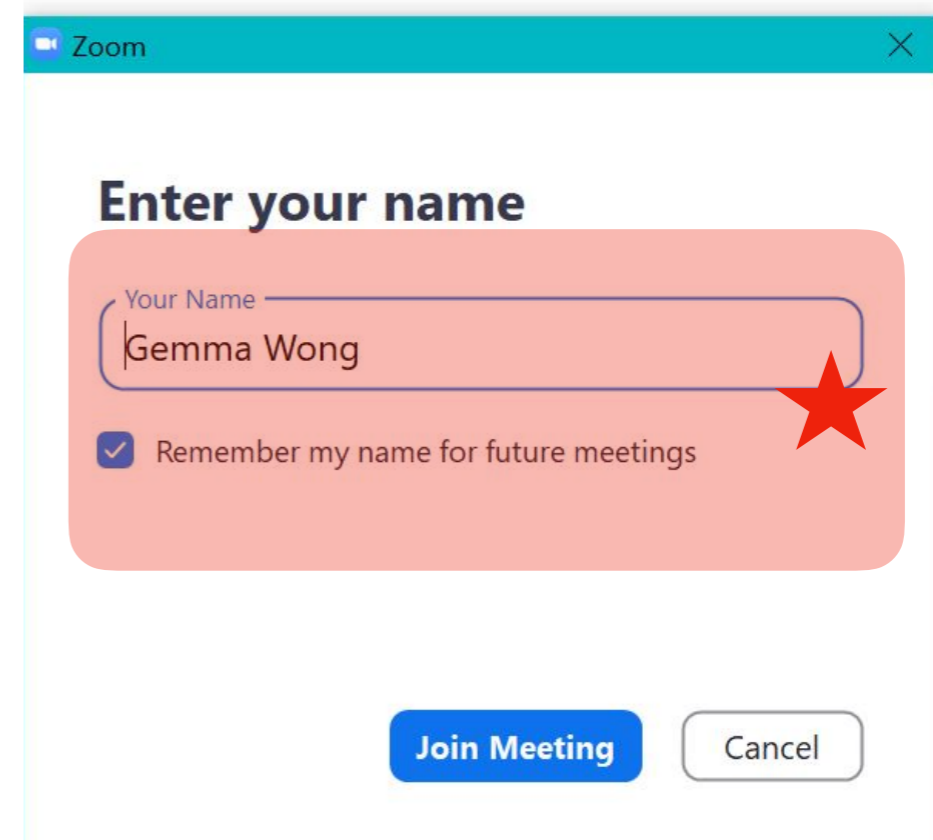
Dial by your location  
+44 131 460 1196 United Kingdom  
+44 203 051 2874 United Kingdom  
+44 203 481 5240 United Kingdom  
+1 646 558 8656 US (New York)  
+1 408 638 0968 US (San Jose)


Meeting ID: 349 616 235

**Step 2. After downloaded, click zoom tab to on install .**

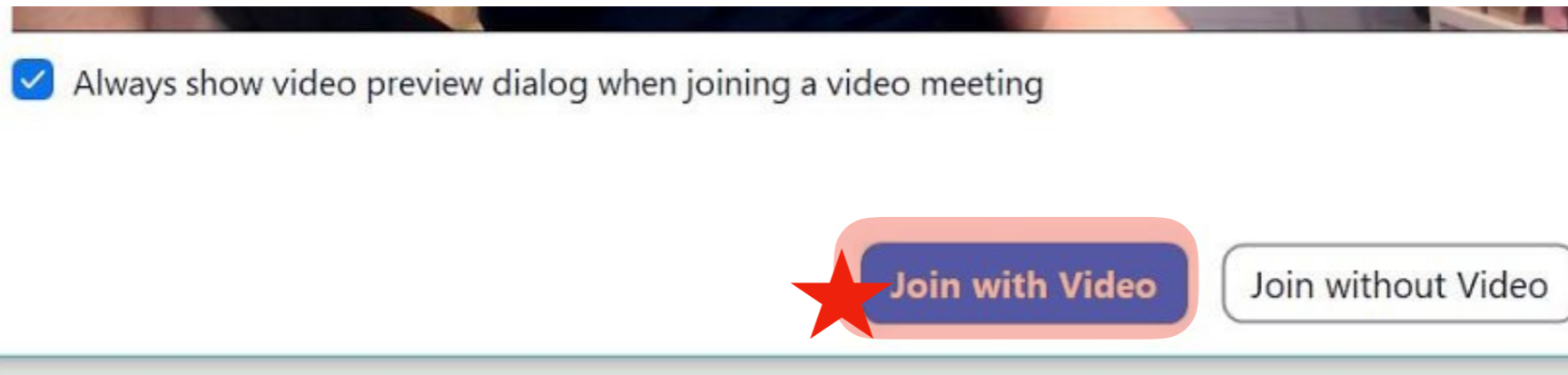


**Step 3. Enter the student's name, then join the meeting.**





Step 4. Click " join with video" .



Step 5. Click " join with computer audio" for sound.

